



ClassDojo

## Guidance for uploading evidence of work to Class Dojo (if logging in through a parent account)



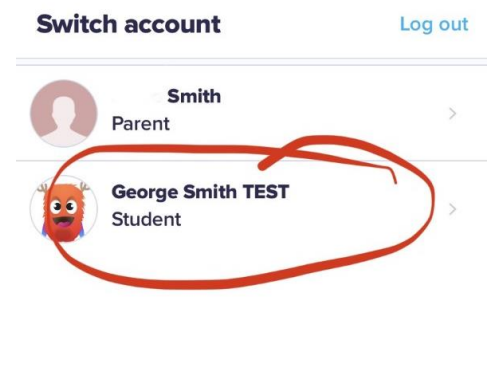
ClassDojo

1. Log into your Class Dojo as normal

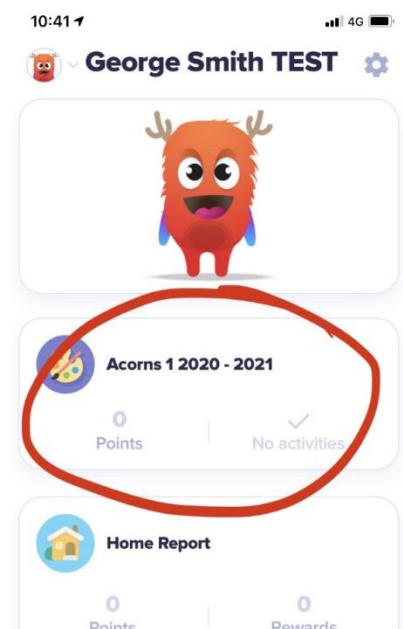
2. Your screen should look something like this. Click the drop down menu in the top left hand side



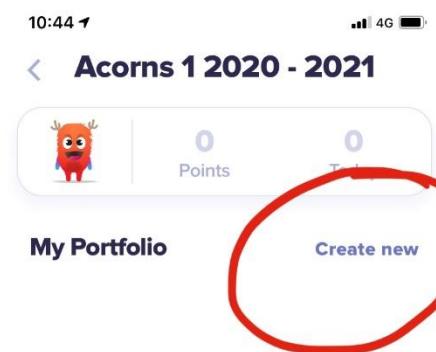
3. Switch to your child's account instead of your own



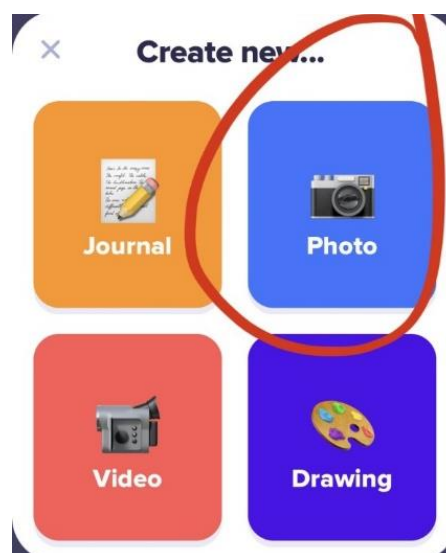
4. Select your child's class



5. Select Create new next to My Portfolio



6. Select the photo option and send photographs of any of the work your child has done that day. This just needs to be photographs of any work done in the book or on the sheets. There is no need to photograph them doing TT Rockstars etc. (although you can if you wish).



**If you are struggling to add work to the portfolios for any reason then the other option is to send the teacher a message via Dojo. Should you need any help at all then please message your class teacher.**